

# EA2010 Video Amplifier

## POST-EQUALIZING, VIDEO ONLY

### Product Features

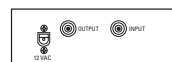
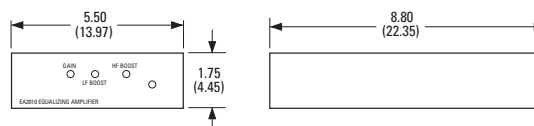
- Solid-State Circuitry
- 120 or 230 VAC Input (for Wall Transformer)
- For Post-Equalization Applications Only
- Desktop or Rack Mount



The **EA2010** provides a low cost, highly effective means of maintaining picture quality in runs of up to 3,000 feet (914 m) of RG59/U coaxial cable (equally effective with other cable types). Front panel controls provide for adjustable overall amplifier flat gain of 1 to 8 dB, plus adjustable high frequency boost of 0 to 18 dB at 12 MHz, maintaining full video amplitude, contrast, and detail.

The **EA2010** features all solid-state circuitry and is supplied with a U.L. Listed wall transformer. Applications of the **EA2010** should be for post-equalization only (located near the monitoring equipment); use as a pre-equalizer is discouraged.

The **EA2010** is a desktop unit. Up to three units can be mounted in a single 1.75-inch x 19-inch (4.44 cm x 48.26 cm) rack by using the R300 rack mount kit.



NOTE: VALUES IN PARENTHESES ARE CENTIMETERS; ALL OTHERS ARE INCHES.



# TECHNICAL SPECIFICATIONS

## MODELS

EA2010	Desktop post-equalizing video amplifier, 120 VAC operation
EA2010/220	Same as EA2010 except 230 VAC operation

## ELECTRICAL

Input Voltage	120 VAC, 50/60 Hz or 230 VAC, 50 Hz										
Power Requirements for Transformer	1.5 VA (.125 amp) at 12 volts RMS $\pm$ 15%, 50/60 Hz from a dedicated, isolated power source										
Inputs	Single BNC, internally terminated in 75 ohms										
Outputs	Single BNC, source terminated										
Gain	Adjustable from 1 to +8 dB										
Signal-to-Noise Ratio	-74 dB										
Frequency Response	Adjustable from flat ( $\pm$ 1 dB) at 12 MHz, to greater than 18 dB of boost at 12 MHz										
Output Dynamic Range	Up to 2 Vp-p at 50% APL Up to 1.5 Vp-p at 90% APL										
Cable Lengths	<table><thead><tr><th>Cable Type</th><th>Maximum Effective Distance</th></tr></thead><tbody><tr><td>RG59/U</td><td>3,000 ft (914.4 m)</td></tr><tr><td>RG6/U</td><td>4,500 ft (1371.6 m)</td></tr><tr><td>RG11/U</td><td>6,000 ft (1828.8 m)</td></tr><tr><td>RG15/U</td><td>8,000 ft (2438.4 m)</td></tr></tbody></table>	Cable Type	Maximum Effective Distance	RG59/U	3,000 ft (914.4 m)	RG6/U	4,500 ft (1371.6 m)	RG11/U	6,000 ft (1828.8 m)	RG15/U	8,000 ft (2438.4 m)
Cable Type	Maximum Effective Distance										
RG59/U	3,000 ft (914.4 m)										
RG6/U	4,500 ft (1371.6 m)										
RG11/U	6,000 ft (1828.8 m)										
RG15/U	8,000 ft (2438.4 m)										

## MECHANICAL

Recessed Screwdriver Adjustments	Gain, HF boost, LF boost
----------------------------------	--------------------------

## GENERAL

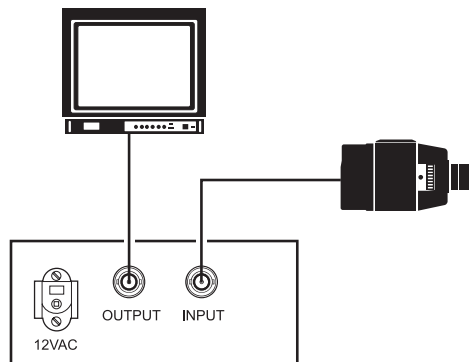
Construction	
Cover	Steel, black polyester powder coat
Chassis	Steel, zinc plated
Panel	Aluminum, black polyester powder coat with white silk-screen
Environment	32° to 120°F (0° to 49°C) 0% to 90% relative humidity
Unit Weight	3 lb (1.35 kg)
Shipping Weight	4 lb (1.8 kg)

## CERTIFICATIONS/RATINGS

- CE, Class B (EA2010/220)
- FCC, Class B (EA2010)
- UL Listed (EA2010)
- Meets NEMA Type 1 standards

## OPTIONAL ACCESSORIES

R300	Rack mounting kit (1 RU) for up to three modules. Blank filler panels provided for less than three modules. (Factory racking available for R300 rack kit only. Specify when ordering.)
------	--



TYPICAL CONFIGURATION



**Pelco, Inc. Worldwide Headquarters:**  
3500 Pelco Way, Clovis, California 93612-5699 USA  
**USA & Canada** Tel: (800) 289-9100 • FAX: (800) 289-9150  
**International** Tel: +1 (559) 292-1981 • FAX: +1 (559) 348-1120  
[www.pelco.com](http://www.pelco.com)

Pelco and the Pelco logo are registered trademarks of Pelco, Inc.  
Product specifications and availability subject to change without notice.  
©Copyright 2008, Pelco, Inc. All rights reserved.